



Certificate of Analysis

Epitalon 10mg

alanyl-glutamyl-aspartyl-glycine

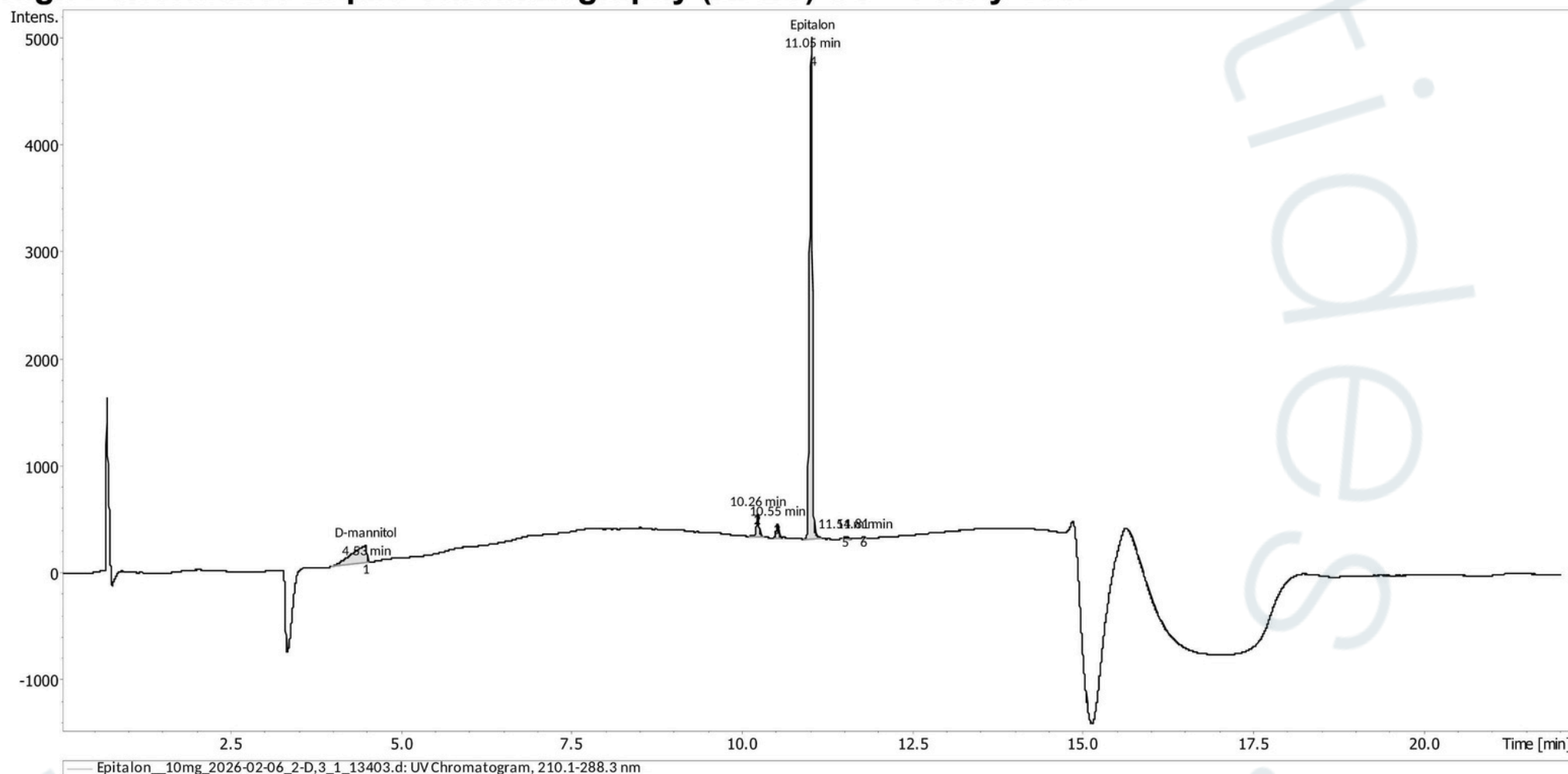
Compound : Epitalon
Lot number : 2026-02-06
Analysis date : 2026-02-17
Purity % : 99.10%
Method : HPLC-UV-MS

Client : Tides Peptides
www.tidespeptides.com

PubChem CID: 219042

<https://pubchem.ncbi.nlm.nih.gov/compound/219042>

High Performance Liquid Chromatography (HPLC) UV – Purity Test



PEAK LIST

	Time (min)
1	4.53
2	10.26
3	10.55
4	11.05
5	11.54
6	11.81

Number of detected peaks: 6

Area	%Area
2.58E+03	15.05
5.98E+02	3.49
2.98E+02	1.74
1.36E+04	79.05
7.66E+01	0.45
3.95E+01	0.23

D-mannitol

Epitalon

Overall purity 94.10



Analysis Performed by
 Ken Pendarvis, ChE
 Analytical Chemist
 MZ Biolabs
contact@mzbiolabs.com



2026-02-26

Note: Injectable peptides may contain salts and sugars to aid in solubility and act as pH buffers. These are not normally detected using UV and are not considered impurities.

Epitalon 10mg

alanyl-glutamyl-aspartyl-glycine

PubChem CID: 219042

<https://pubchem.ncbi.nlm.nih.gov/compound/219042>

Mass Spectrometry (MS) – Identity Test

Identity confirmed using HPLC-MS

Molecular weight calculated using monoisotopic m/z values from mass spectrum

Expected monoisotopic mass : 390.14 Da

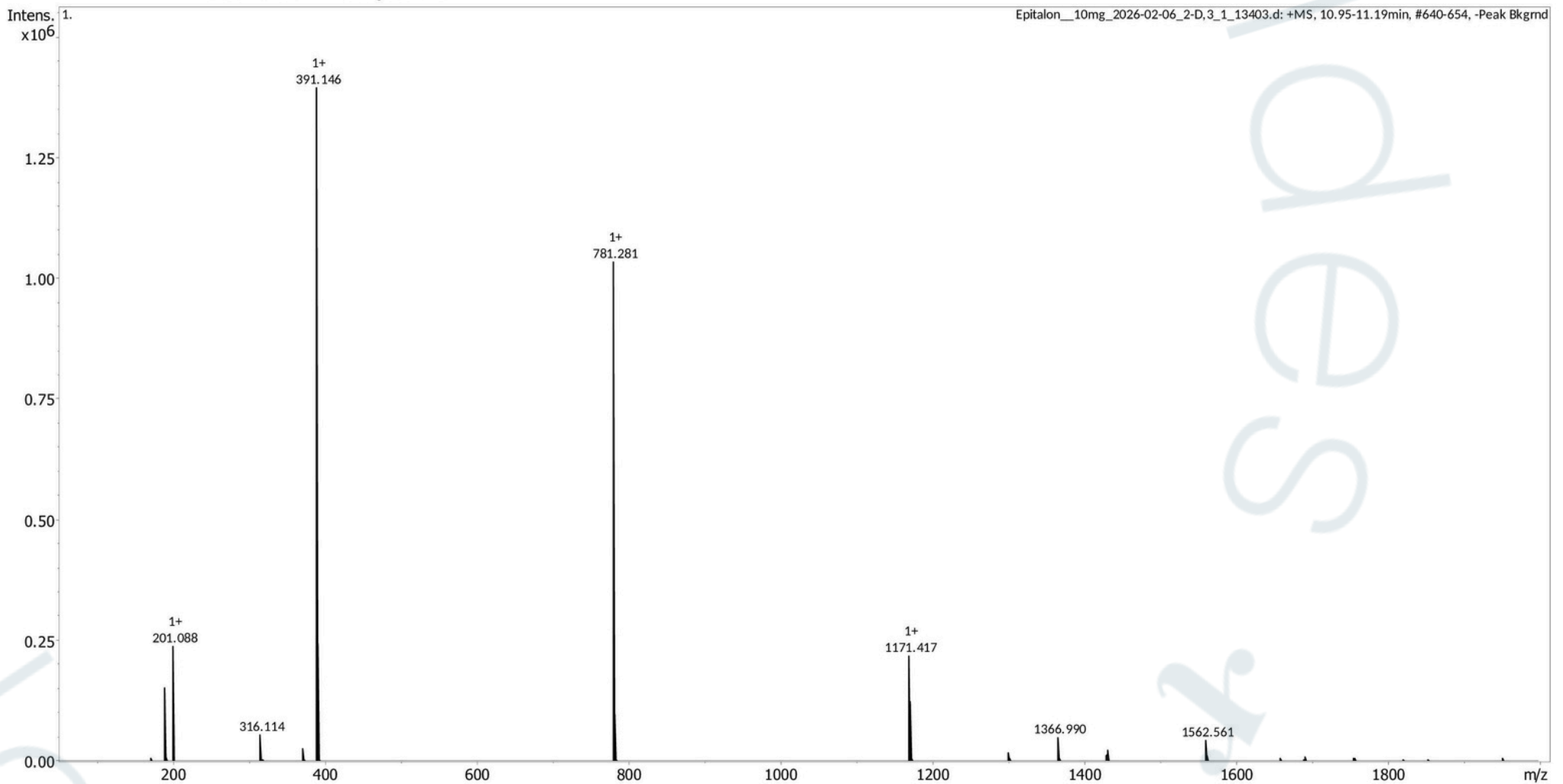
Measured monoisotopic mass : 390.15 Da

Molecular weight confirmed


Note : Monoisotopic m/z values are not easily seen in full spectrum view for larger molecules and peptides.

The dominant isotopic peak (base peak) shown in the spectrum below can be used to approximate the average molecular weight frequently reported by vendors and databases as a secondary means of confirmation.

Recorded MS spectrum



Analysis Performed by
Ken Pendarvis, ChE
Analytical Chemist
MZ Biolabs
contact@mzbiolabs.com



2026-02-26